

Name: _____

Name: _____

Address: _____

Zip: _____ Lot# _____

Phone: (H) _____

Phone: (C) _____

Phone: (C) _____

Email: _____

Email: _____

_____ (check) to receive Annual
meeting documents via email
_____ (check) Associate member
not an owner but rent a home
in Plantation Oaks (does not
include voting rights)

If you spend part of the year
elsewhere, provide the
alternative address:

Street: _____

City: _____

State: _____ Zip: _____

From: Month _____ to

Month _____

Information will be kept
confidential.

Website: ourpora.org

TV Chanel 732

*PORA is your resident's association that
represents all homeowners and provides
communication with community
management/owners, and works to
promote the
welfare, safety and social activities for
the
enjoyment of all Plantation Oaks
Residents. The
fundamental purpose is to serve as a legal
entity
to exercise the rights provided in Florida
Statue,
Chapter 723 to ensure protection of our
rights as
homeowners. All homeowners are
encouraged to
become a member of PORA to support
these
efforts and increase their effectiveness.
There is power in numbers.
Residents are proud to call
this community their "Home!"*



2025 PLANTATION OAKS RESIDENTS' ASSOCIATION

Membership Form

\$20.00 Annual Dues

Simply complete this
application detach and
return with

your check for \$20.00
using one of the
following:

Place in white PORA
mailboxes

in the Clubhouse (next to
the pool
door in the game room or
the

computer workstation).

Give to a Board Member

Mail to: PORA

29 Beaumont Lane
Flagler Beach, FL 32136



Tap or click this placeholder to replace the image caption.

You can use Pages for both word processing and page layout. This brochure template is set up for page layout, so you can manually rearrange pages and freely position text boxes, images, and other objects on the page.

In word processing documents, your text flows from one page to the next as you type, with new pages created automatically when you reach the end of a page. To create a word processing document, choose a word processing template in the template chooser.

TAP OR CLICK TO ADD A TITLE


It's easy to edit text, change fonts, and add beautiful graphics. You can change paragraph styles in the Text tab of the Format controls. This paragraph uses Body 4 style.




SUBHEADING:

\$249.00

You can edit this text box like most other objects: You can rotate it, change its border, fill it with a color, layer it with other objects, and more. You can also change the appearance of text within the box, such as font, color, size, and alignment.



Tap or click to replace the caption.



Tap or click to replace the caption.

SUBHEADING:

\$449.00

You can edit this text box like most other objects: You can rotate it, change its border, fill it with a color, layer it with other objects, and more. You can also change the appearance of text within the box, such as font, color, size, and alignment.



Tap or click to replace the caption.




Tap or click to replace the caption.


SUBHEADING:

\$2999.00

You can edit this text box like most other objects: You can rotate it, change its border, fill it with a color, layer it with other objects, and more. You can also change the appearance of text within the box, such as font, color, size, and alignment.



Tap or click to replace the caption.



Tap or click to replace the caption.